

**Products and Services**

- Mouse Monoclonal Antibody
- Rat Monoclonal Antibody
- Human Antibody
- Hybridoma Sequencing
- Polyclonal Antibody

**Promab Biotechnologies' CAR-T new product development programs are being designed for pre-clinical and future clinical applications.**

**CAR-T cells can be used for:**

1. Compound screening
2. Antibody screening
3. Co-stimulatory and activation domain comparison
4. Personalized medicine and donor variations for CAR-T screening
5. Checkpoint inhibitors
6. Safety switches and regulators of CAR-T functions
7. Pre-clinical in vivo models
8. Treg and T memory cells in CAR-T setting
9. CAR-T signaling, tumor microenvironment
10. Proof of concept studies for clinical trials

**The structure of CAR from Promab:**

This Mock Control can be used for transduction with easy detection using Beam-2 antibody available from ProMab. The construct is a negative control for cytotoxicity and other functional assays.

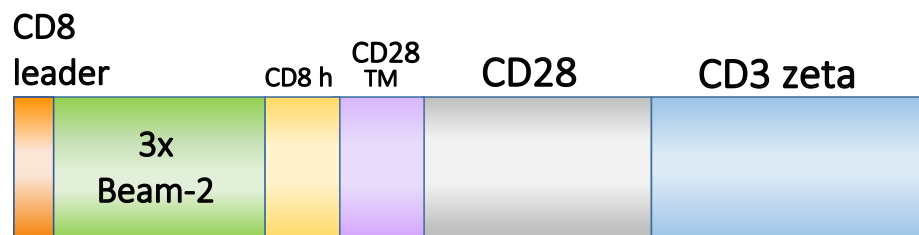



Figure 1. CAR-T cells expressing the above constructs are available from ProMab as mock negative control. These CAR-T cells are generated with 3xBeam2-CD28-CD3 zetaCAR construct.

To date, ProMab has generated 2nd generation CAR and CAR controls (as shown in Figure 1). ProMab has also generated CAR-T cells and CAR-NK (Natural Killer) effector cells against cancer target cells that show excellent functionality, including dose-dependent and target cell-specific cytotoxic activity.

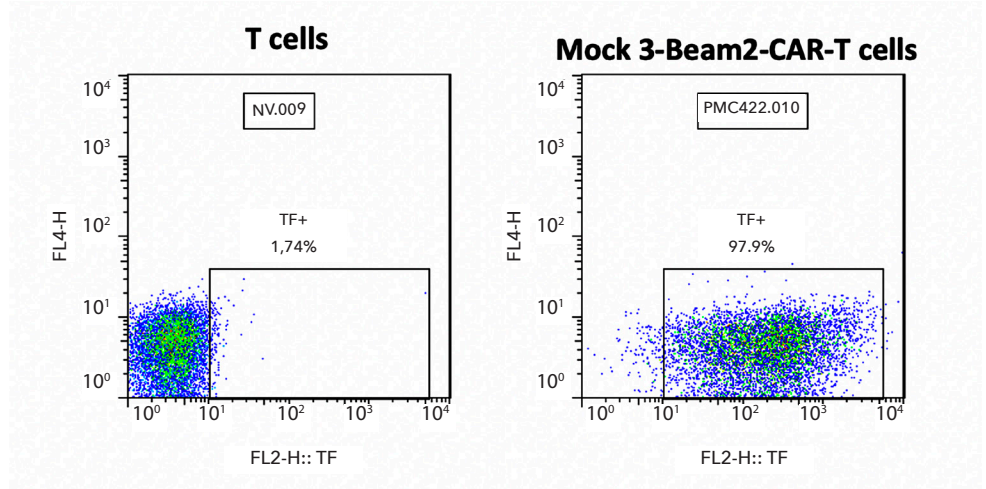
These CAR-T cells can be tested with target cells in cytotoxic assays and used for testing modulators of immune checkpoint inhibitors (PD-1, CTLA-4 pathways), activators of immune response, or small molecules affecting T-cell or T-reg activity.



**Products and Services**

- Mouse Monoclonal Antibody
- Rat Monoclonal Antibody
- Human Antibody
- Hybridoma Sequencing
- Polyclonal Antibody

**Data**



Beam 2 Ab

Figure 2. FACS analysis with Beam-2 antibody detect extracellular 3-Beam-2 sequence in Mock-CAR-T control. These CAR-T cells don't have cytotoxicity (not shown).