

**Products and Services**

- Mouse Monoclonal Antibody
- Rat Monoclonal Antibody
- Human Antibody
- Hybridoma Sequencing
- Polyclonal Antibody

**Promab Biotechnologies' CAR-T new product development programs are being designed for pre-clinical and future clinical applications.**

**CAR-T cells can be used for:**

1. Compound screening
2. Antibody screening
3. Co-stimulatory and activation domain comparison
4. Personalized medicine and donor variations for CAR-T screening
5. Checkpoint inhibitors
6. Safety switches and regulators of CAR-T functions
7. Pre-clinical in vivo models
8. Treg and T memory cells in CAR-T setting
9. CAR-T signaling, tumor microenvironment
10. Proof of concept studies for clinical trials

**The structure of CAR from Promab:**

CD24 protein is overexpressed in many types of tumors (ovarian and pancreatic cancers). CD24-CAR-T cells can be used to target CD24 antigen.

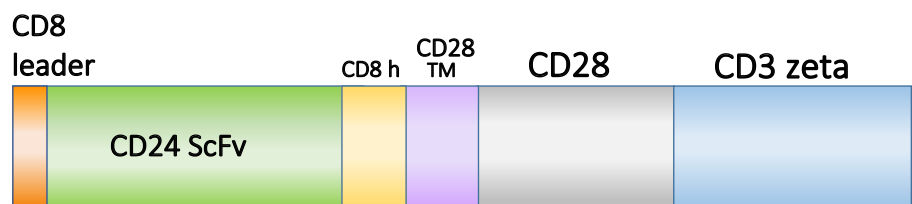


Figure 1. CAR-T cells expressing the above constructs are available from ProMab targeting Mesothelin antigens. ScFv means single chain variable fragment. These CAR-T cells are generated with CD24-TM28-CD28-CD3 zeta CAR construct.

To date, ProMab has generated 2nd generation CAR and CAR controls (as shown in Figure 1). ProMab has also generated CAR-T cells and CAR-NK (Natural Killer) effector cells against cancer target cells that show excellent functionality, including dose-dependent and target cell-specific cytotoxic activity.

These CAR-T cells can be tested with target cells in cytotoxic assays and used for testing modulators of immune checkpoint inhibitors (PD-1, CTLA-4 pathways), activators of immune response, or small molecules affecting T-cell or T-reg activity.

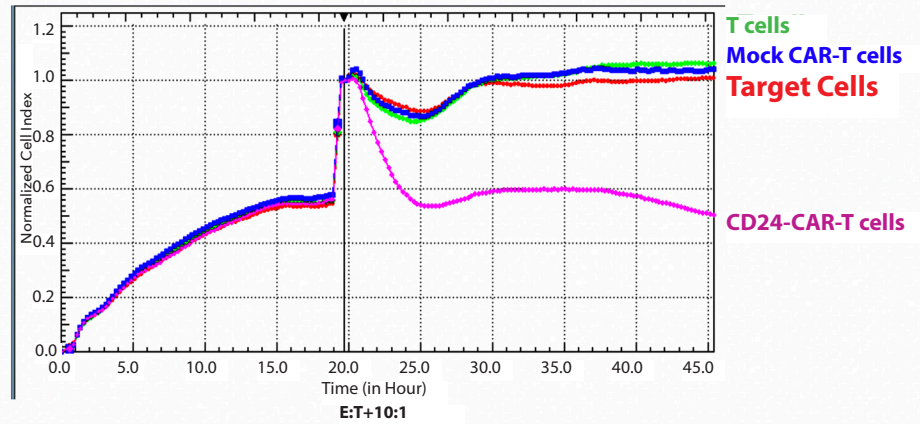


**Products and Services**

- Mouse Monoclonal Antibody
- Rat Monoclonal Antibody
- Human Antibody
- Hybridoma Sequencing
- Polyclonal Antibody

**Data**

**A375-CD24 cells**



**A375-cells**

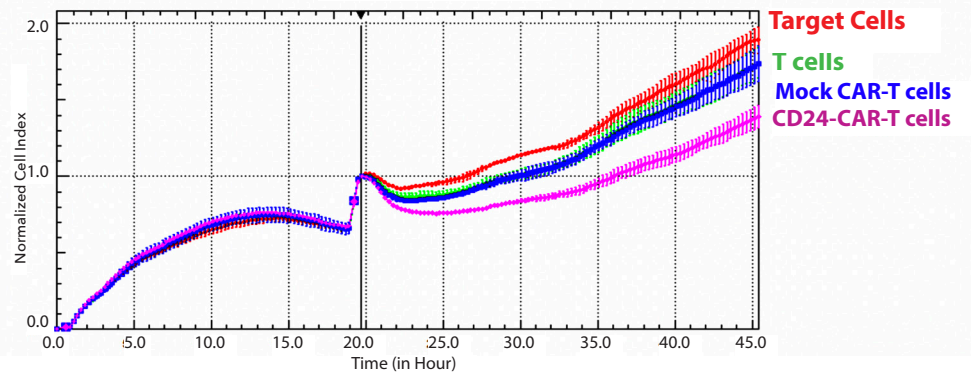


Figure 2. CD24-CAR-T cells specifically kill A375-CD24-positive cancer cells. Top panel: A375 (24-positive) cells; lower panel: A375 (CD24-negative cells).

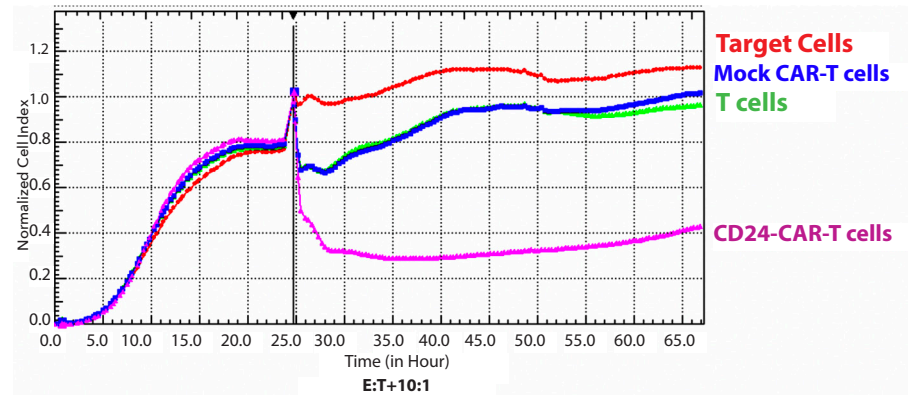


Figure 3. CD24-CAR-T cells kill A1847 ovarian cancer cells.