



Products and Services

- Mouse Monoclonal Antibody
- Rat Monoclonal Antibody
- Human Antibody
- Hybridoma Sequencing
- Polyclonal Antibody

Promab Biotechnologies' CAR-T new product development programs are being designed for pre-clinical and future clinical applications.

CAR-T cells can be used for:

1. Compound screening
2. Antibody screening
3. Co-stimulatory and activation domain comparison
4. Personalized medicine and donor variations for CAR-T screening
5. Checkpoint inhibitors
6. Safety switches and regulators of CAR-T functions
7. Pre-clinical in vivo models
8. Treg and T memory cells in CAR-T setting
9. CAR-T signaling, tumor microenvironment
10. Proof of concept studies for clinical trials

The structure of CAR from ProMab:

CEA protein is overexpressed in several types of solid tumors, especially in colon cancer tumors.

Humanized CEA ScFv-CD28-CD3 Zeta Car

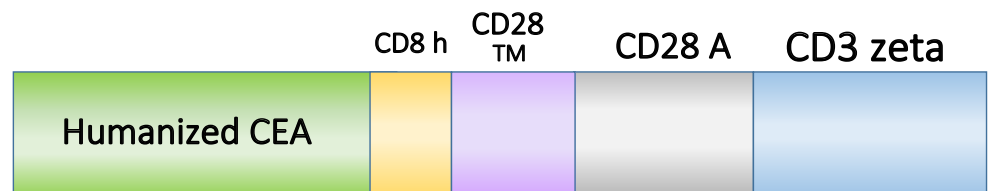


Figure 1. CAR-T cells expressing the above constructs are available from ProMab targeting targeting CEA antigen. These CAR-T cells are generated with Humanized CEA-CD28-CD3 zeta CAR construct.

To date, ProMab has generated 2nd generation CAR and CAR controls (as shown in Figure 1). ProMab has also generated CAR-T cells and CAR-NK (Natural Killer) effector cells against cancer target cells that show excellent functionality, including dose-dependent and target cell-specific cytotoxic activity.

These CAR-T cells can be tested with target cells in cytotoxic assays and used for testing modulators of immune checkpoint inhibitors (PD-1, CTLA-4 pathways), activators of immune response, or small molecules affecting T-cell or T-reg activity.



Products and Services

- Mouse Monoclonal Antibody
- Rat Monoclonal Antibody
- Human Antibody
- Hybridoma Sequencing
- Polyclonal Antibody

Data

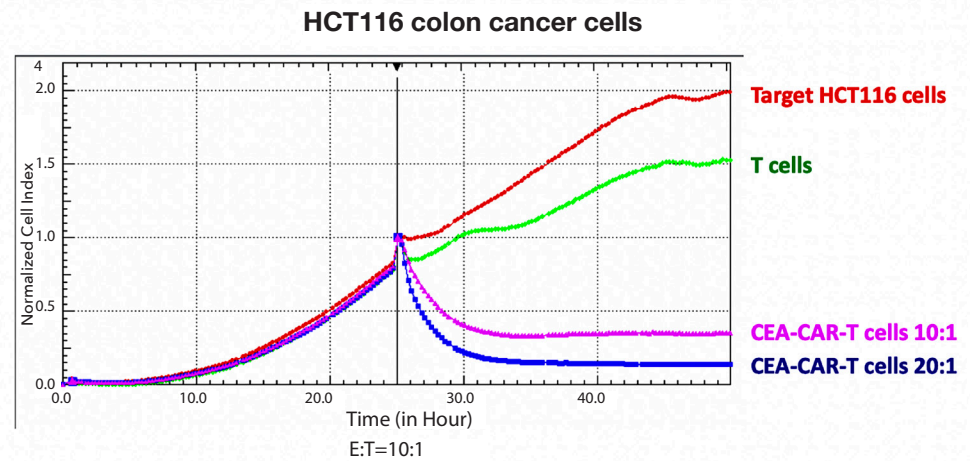
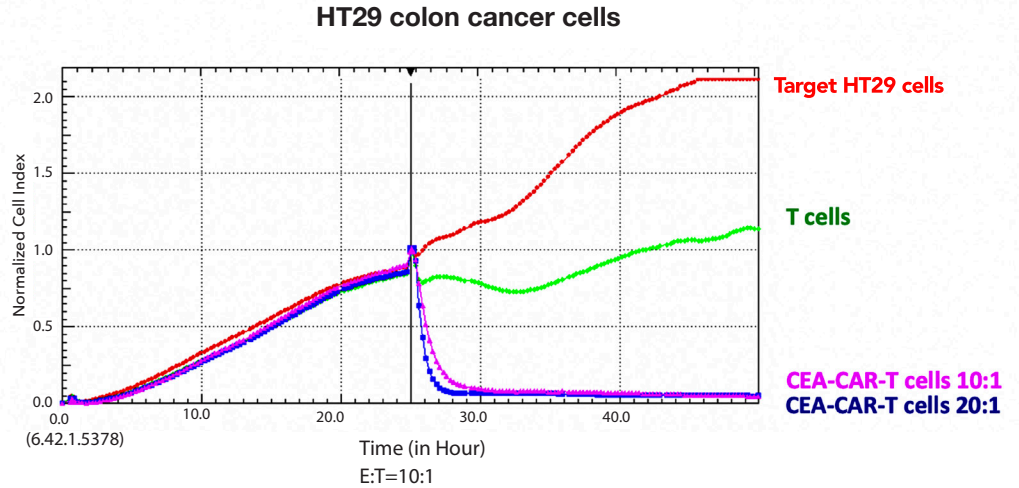


Figure 2. Humanized CEA-CAR-T cells kill colon cancer cell by Real time Cytotoxicity assay (RTCA). HCT116 and HT29 target colon cancer cells were used with CEA-CAR-T cells